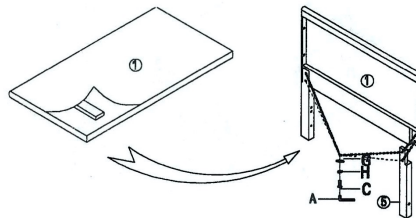
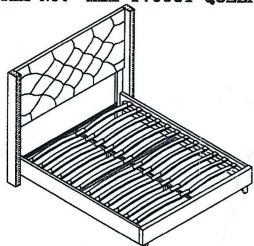

























ASSEMBLY INSTRUCTIONS
ITEM NO: MLM-170951 QUEEN

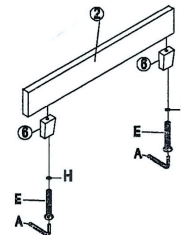
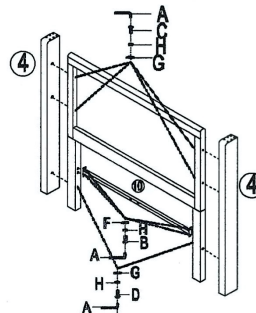


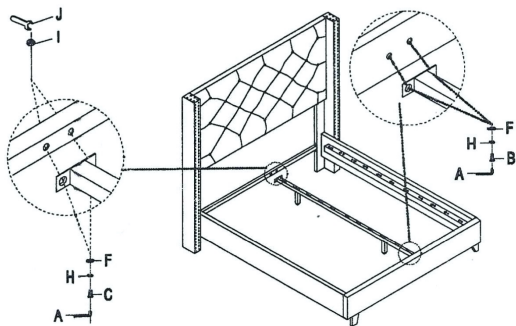
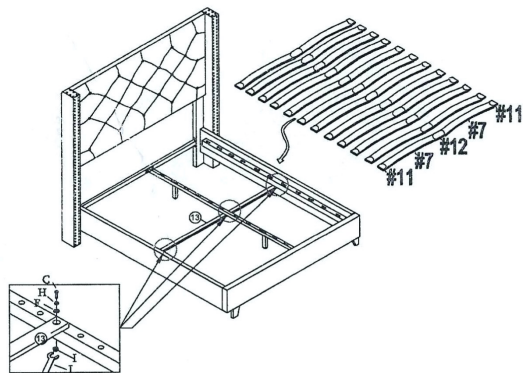
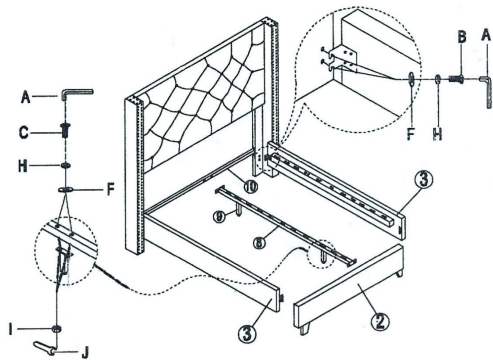
Parts List

-  #1 x 1pc
Headboard
-  #2 x 1pc
Footboard
-  #3 x 2pcs
Slide Rail
-  #4 x 2pcs
Wings
-  #5 x 2pcs (L & R)
HB leg
-  #6 x 2pcs
FB feet
-  #7 x 26pcs
Slate
-  #8 x 1pc
Support rail
-  #9 x 2pcs
Support leg
-  #10 x 1pcs
Stretcher for HB
-  #11 x 26 pcs
End Cap
-  #12 x 13 pcs
Center Plastic Connector
-  #13 x 1 pc
Metal Centre cross rail

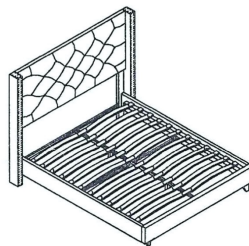
Hardware List

-  #A x 1pcs
Allen Key
-  #B x 14 pcs
Bolt Ø5/16"X1-1/2"
-  #C x 17 pcs
Bolt Ø5/16"X2"
-  #D x 2pcs
Bolt Ø5/16"X5"
-  #E x 2pcs
Bolt Ø5/16"X3"
-  #F x 23 pcs
Flat Washer Ø5/16"X19MM
-  #Gx 10pcs
Flat Washer Ø5/16"X22MM
-  #Hx35 pcsS
Spring Washer
-  #Ix 9 pcsS
Nut
-  #Jx 1pc
Box Wrench





3/4



4/4